

BASICS OF GROOVE TRACK 3



BY: **STEPHEN TAYLOR**

BASICS OF GROOVE: TRACK 3

LESSON 1

ASSEMBLY LINE:

STEP #1: LEARN THE GROOVES WITH NO METRONOME

STEP #2: ADD THE METRONOME

STEP #3: ADD A CRASH ON THE DOWNBEAT OF EVERY 4TH BAR

STEP #4: PLAY 3 BARS OF TIME AND 1 BAR FILL THAT ENDS ON A CRASH

EXTRA CREDIT:

PLAY ALL EXERCISES ON THE RIDE CYMBAL WITH HI HAT ON BEATS 2 + 4.

The Basics of Groove 3: Lesson 1

#1089

NOTATION LEGEND

KICK SNARE HI HAT
CLOSED

Ostinato A

A1

A2

A3

A4

A5

A6

A7

A8

A9

A10

A11

A12

A13

A14

A15

A16

A17

A18

(A19)

(A20)

Ostinato B

(B1)

(B2)

(B3)

(B4)

(B5)

(B6)

(B7)

(B8)

(B9)

(B10)

(B11)

(B12)

(B13)

(B14)

(B15)

(B16)

(B17)

(B18)

(B19)

(B20)

BASICS OF GROOVE: TRACK 3

LESSON 2

ASSEMBLY LINE:

STEP #1: LEARN THE GROOVES WITH NO METRONOME

STEP #2: ADD THE METRONOME

STEP #3: ADD A CRASH ON THE DOWNBEAT OF EVERY 4TH BAR

STEP #4: PLAY 3 BARS OF TIME AND 1 BAR FILL THAT ENDS ON A CRASH

EXTRA CREDIT:

MIX AND MATCH KICK PATTERNS FROM OTHER LESSON WITH THE OSTINATO FROM LESSON 2.

The Basics of Groove 3: Lesson 2

#1090

NOTATION LEGEND

KICK SNARE HI HAT CLOSED

Ostinato A

A1

A2

A3

A4

Ostinato B

B1

B2

B3

B4

BASICS OF GROOVE: TRACK 3

LESSON 3

ASSEMBLY LINE:

STEP #1: LEARN THE GROOVES WITH NO METRONOME

STEP #2: ADD THE METRONOME

STEP #3: ADD A CRASH ON THE DOWNBEAT OF EVERY 4TH BAR

STEP #4: PLAY 3 BARS OF TIME AND 1 BAR FILL THAT ENDS ON A CRASH

EXTRA CREDIT:

PLAY ALL EXERCISES ON THE RIDE CYMBAL WITH HI HAT ON BEATS 2 + 4.

The Basics of Groove 3: Lesson 3

#1091

NOTATION LEGEND

KICK SNARE HI HAT
CLOSED

Ostinato C

C1

C2

C3

C4

C5

C6

C7

C8

C9

C10

C11

C12

C13

C14

C15

C16

C17

C18

C19

C20

Ostinato D

D1

D2

D3

D4

D5

D6

D7

D8

D9

D10

D11

D12

D13

D14

D15

D16

D17

D18

D19

D20

BASICS OF GROOVE: TRACK 3

LESSON 4

ASSEMBLY LINE:

STEP #1: LEARN THE GROOVES WITH NO METRONOME

STEP #2: ADD THE METRONOME

STEP #3: ADD A CRASH ON THE DOWNBEAT OF EVERY 4TH BAR

STEP #4: PLAY 3 BARS OF TIME AND 1 BAR FILL THAT ENDS ON A CRASH

EXTRA CREDIT:

MIX AND MATCH KICK PATTERNS FROM OTHER LESSON WITH THE OSTINATO FROM LESSON 4.

The Basics of Groove 3: Lesson 4

#1092

NOTATION LEGEND

KICK SNARE HI HAT
CLOSED

Ostinato C

(C1)

(C2)

(C3)

(C4)

Ostinato D

(D1)

(D2)

(D3)

(D4)

BASICS OF GROOVE: TRACK 3

LESSON 5

ASSEMBLY LINE:

STEP #1: LEARN THE GROOVES WITH NO METRONOME

STEP #2: ADD THE METRONOME

STEP #3: ADD A CRASH ON THE DOWNBEAT OF EVERY 4TH BAR

STEP #4: PLAY 3 BARS OF TIME AND 1 BAR FILL THAT ENDS ON A CRASH

EXTRA CREDIT:

PLAY ALL EXERCISES ON THE RIDE CYMBAL WITH HI HAT ON BEATS 2 + 4.

The Basics of Groove 3: Lesson 5

#1093

NOTATION LEGEND

KICK SNARE HI HAT
CLOSED

Ostinato E

E1 E2 E3

E4 E5 E6

E7 E8 E9

E10 E11 E12

E13 E14 E15

E16 E17 E18

(E19)

(E20)

Ostinato F

(F1)

(F2)

(F3)

(F4)

(F5)

(F6)

(F7)

(F8)

(F9)

(F10)

(F11)

(F12)

(F13)

(F14)

(F15)

(F16)

(F17)

(F18)

(F19)

(F20)

BASICS OF GROOVE: TRACK 3

LESSON 6

ASSEMBLY LINE:

STEP #1: LEARN THE GROOVES WITH NO METRONOME

STEP #2: ADD THE METRONOME

STEP #3: ADD A CRASH ON THE DOWNBEAT OF EVERY 4TH BAR

STEP #4: PLAY 3 BARS OF TIME AND 1 BAR FILL THAT ENDS ON A CRASH


EXTRA CREDIT:

MIX AND MATCH KICK PATTERNS FROM OTHER LESSON WITH THE OSTINATO FROM LESSON 6.

The Basics of Groove 3: Lesson 6

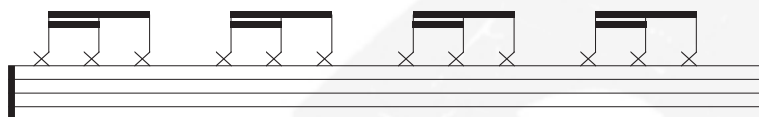
#1094

NOTATION LEGEND

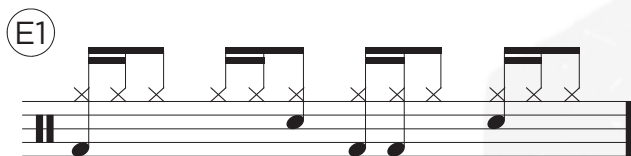


KICK SNARE HI HAT
CLOSED

Ostinato E



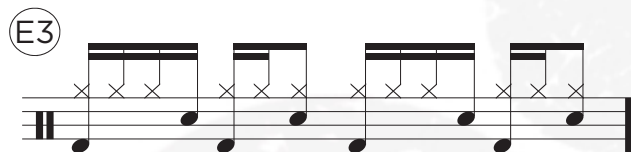
(E1)



(E2)



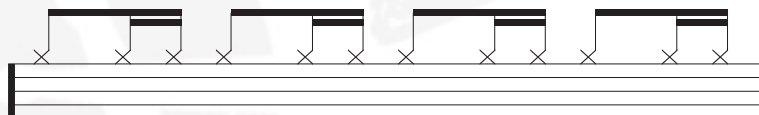
(E3)



(E4)



Ostinato F



(F1)



(F2)



(F3)



(F4)



BASICS OF GROOVE: TRACK 3

LESSON 7

ASSEMBLY LINE:

STEP #1: LEARN THE GROOVES WITH NO METRONOME

STEP #2: ADD THE METRONOME

STEP #3: ADD A CRASH ON THE DOWNBEAT OF EVERY 4TH BAR

STEP #4: PLAY 3 BARS OF TIME AND 1 BAR FILL THAT ENDS ON A CRASH

EXTRA CREDIT:

PLAY ALL EXERCISES ON THE RIDE CYMBAL WITH HI HAT ON BEATS 2 + 4.

The Basics of Groove 3: Lesson 7

#1095

NOTATION LEGEND

KICK SNARE HI HAT
CLOSED

Ostinato H

H1 H2 H3

H4 H5 H6

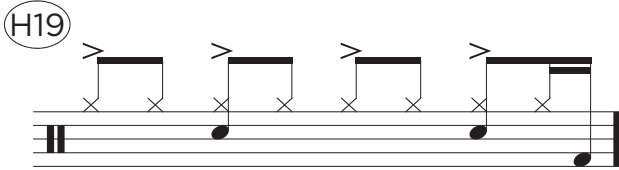
H7 H8 H9

H10 H11 H12

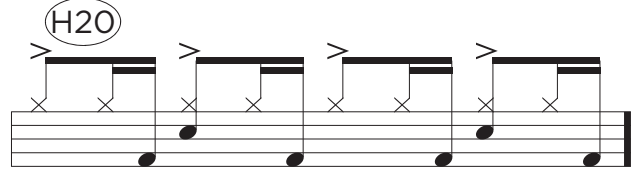
H13 H14 H15

H16 H17 H18

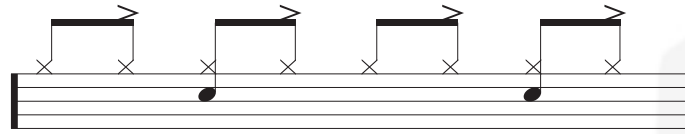
(H19)



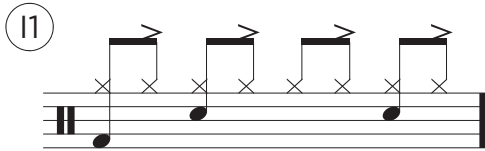
(H20)



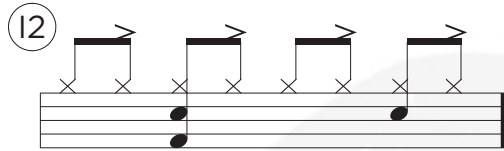
Ostinato I




(11)



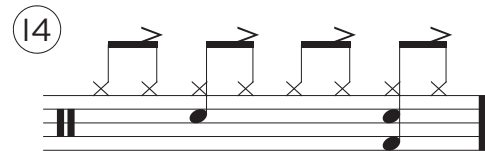
(12)



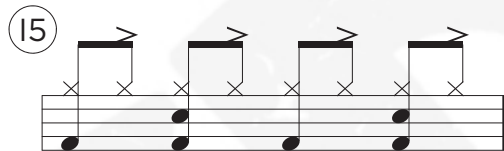
(13)



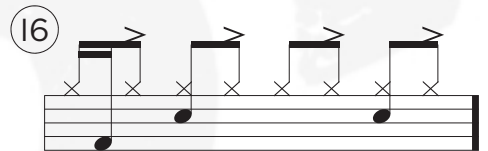
(14)



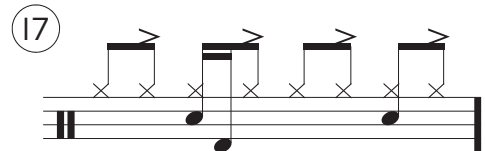
(15)



(16)



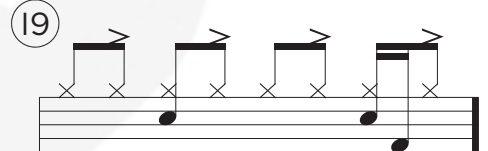
(17)



(18)



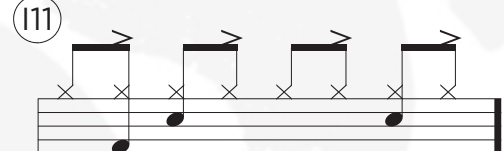
(19)



(110)



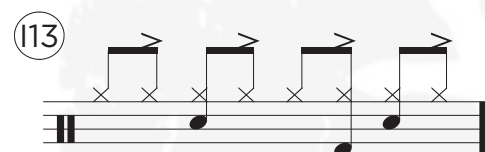
(111)



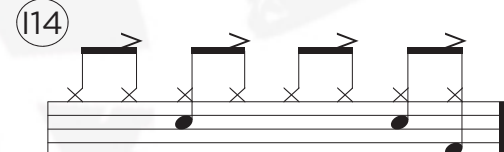
(112)



(113)



(114)



(115)



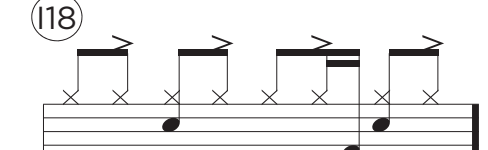
(116)



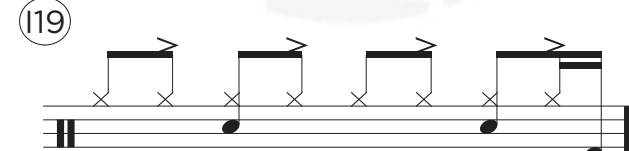
(117)



(118)



(119)



(120)



BASICS OF GROOVE: TRACK 3

LESSON 8

ASSEMBLY LINE:

STEP #1: LEARN THE GROOVES WITH NO METRONOME

STEP #2: ADD THE METRONOME

STEP #3: ADD A CRASH ON THE DOWNBEAT OF EVERY 4TH BAR

STEP #4: PLAY 3 BARS OF TIME AND 1 BAR FILL THAT ENDS ON A CRASH


EXTRA CREDIT:

MIX AND MATCH KICK PATTERNS FROM OTHER LESSON WITH THE OSTINATO FROM LESSON 8.

The Basics of Groove 3: Lesson 8

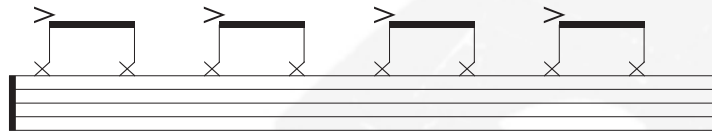
#1096

NOTATION LEGEND

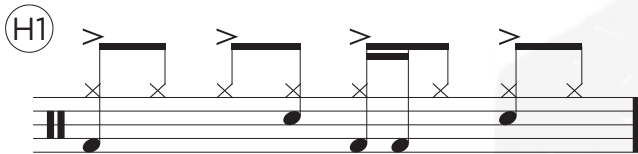


KICK SNARE HI HAT
CLOSED

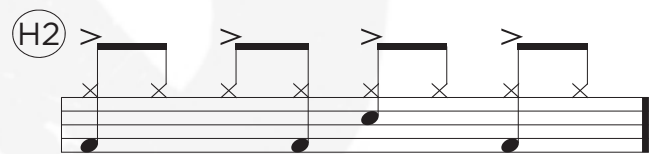
Ostinato H




(H1)




(H2)



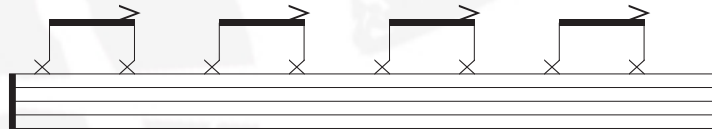
(H3)



(H4)



Ostinato I



(I1)



(I2)



(I3)



(I4)

