

The Basics of Groove 2: Lesson 3

#1072

NOTATION LEGEND

A notation legend for drum notation. It consists of a single musical staff with various symbols placed above and below it. Above the staff are symbols for SNARE, CROSS STICK, TOM 2, TOM 4, HI HAT OPEN, HI HAT SPLASH, RIDE BELL, RIGHT CRASH, STACK/SPLASH, and RIM OF DRUM. Below the staff are symbols for KICK, SNARE GHOST, TOM 1, TOM 3, HI HAT CLOSED, HI HAT STEPPED, RIDE, LEFT CRASH, CHINA, COWBELL, and AUX SNARE. Each symbol is a specific rhythmic notation, such as a quarter note, eighth notes, or a cross, with some having additional markings like a circle or a triangle.

Ostinato #1 (On ride with stepped hi hat)

Musical notation for Ostinato #1. It is a 4/4 measure with a key signature of one flat. The notation shows a steady eighth-note pattern on the ride cymbal (marked with 'x') and a stepped hi-hat pattern (marked with 'x' and a circle) on the hi-hat. The bass drum plays a quarter note on the first and third beats.

Ostinato #2 (on ride with stepped hi hat)

Musical notation for Ostinato #2. It is a 4/4 measure with a key signature of one flat. The notation shows a steady eighth-note pattern on the ride cymbal (marked with 'x') and a stepped hi-hat pattern (marked with 'x' and a circle) on the hi-hat. The bass drum plays a quarter note on the first and third beats.

Groove Series

1a

Musical notation for Groove Series 1a. It is a 4/4 measure with a key signature of one flat. The notation shows a steady eighth-note pattern on the ride cymbal (marked with 'x') and a stepped hi-hat pattern (marked with 'x' and a circle) on the hi-hat. The bass drum plays a quarter note on the first and third beats.

1b

Musical notation for Groove Series 1b. It is a 4/4 measure with a key signature of one flat. The notation shows a steady eighth-note pattern on the ride cymbal (marked with 'x') and a stepped hi-hat pattern (marked with 'x' and a circle) on the hi-hat. The bass drum plays a quarter note on the first and third beats.

1c

Musical notation for Groove Series 1c. It is a 4/4 measure with a key signature of one flat. The notation shows a steady eighth-note pattern on the ride cymbal (marked with 'x') and a stepped hi-hat pattern (marked with 'x' and a circle) on the hi-hat. The bass drum plays a quarter note on the first and third beats.

1d

Musical notation for Groove Series 1d. It is a 4/4 measure with a key signature of one flat. The notation shows a steady eighth-note pattern on the ride cymbal (marked with 'x') and a stepped hi-hat pattern (marked with 'x' and a circle) on the hi-hat. The bass drum plays a quarter note on the first and third beats.

1e

Musical notation for Groove Series 1e. It is a 4/4 measure with a key signature of one flat. The notation shows a steady eighth-note pattern on the ride cymbal (marked with 'x') and a stepped hi-hat pattern (marked with 'x' and a circle) on the hi-hat. The bass drum plays a quarter note on the first and third beats.

1f

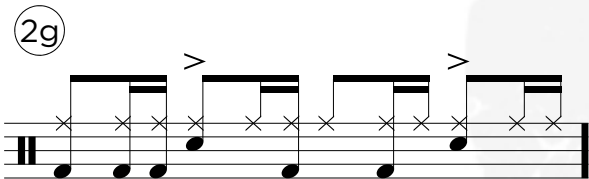
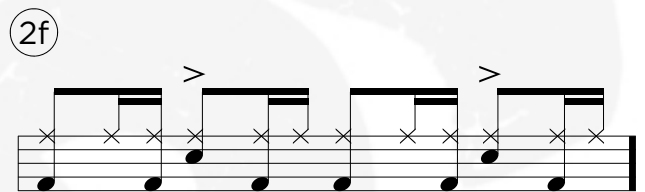
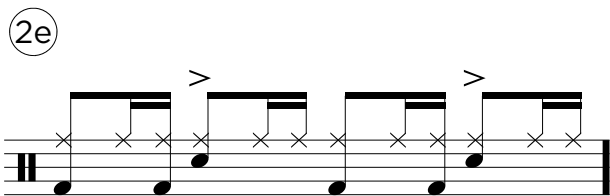



Musical notation for Groove Series 1f. It is a 4/4 measure with a key signature of one flat. The notation shows a steady eighth-note pattern on the ride cymbal (marked with 'x') and a stepped hi-hat pattern (marked with 'x' and a circle) on the hi-hat. The bass drum plays a quarter note on the first and third beats.

1g

Musical notation for Groove Series 1g. It is a 4/4 measure with a key signature of one flat. The notation shows a steady eighth-note pattern on the ride cymbal (marked with 'x') and a stepped hi-hat pattern (marked with 'x' and a circle) on the hi-hat. The bass drum plays a quarter note on the first and third beats.

1h

Musical notation for Groove Series 1h. It is a 4/4 measure with a key signature of one flat. The notation shows a steady eighth-note pattern on the ride cymbal (marked with 'x') and a stepped hi-hat pattern (marked with 'x' and a circle) on the hi-hat. The bass drum plays a quarter note on the first and third beats.



- Step #1: Learn all Ostinato 1 grooves with metronome on ride cymbal
- Step #2: Learn all Ostinato 2 grooves with metronome on ride cymbal
- Step #3: Play Ostinato 1 groove for four measures, crash, play Ostinato 2 groove for four measures